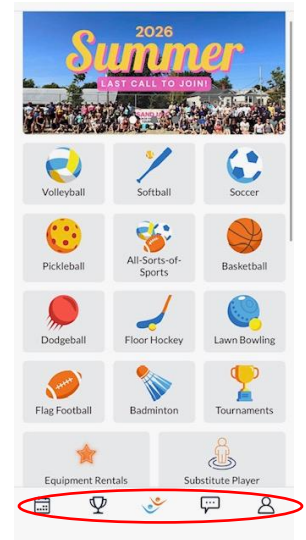



Tour of the app

- The **calendar icon** is where you will see your league schedules when they are live.
- The **trophy icon** is where you will see your own registrations or teams.
- The **middle logo** is where you want to go to sign up for a league, program or tournament.
- The **chat icon** is where you can start group chats with your teammates. This is super helpful for individual teams who are looking to communicate throughout their season.
- The **person icon** is your payments and account credits.



How do I sign up for Summer?

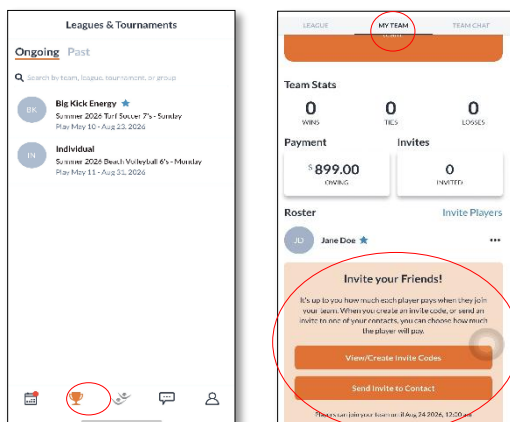
From the app:

- 1) Click on **Sport & Social Club icon**  to go to the home screen
- 2) Click on your favourite sport to view the listings
- 3) Click on a league
- 4) Register or scroll down to read the league details.

I'm a Captain - how do I ask my teammates to pay OR invite them to my roster?

From the app:

- 1) Click on the trophy icon at the bottom of your screen. Select your team.
- 2) Click on "My Team" at the top, then "Invite your Friends!". Click "View/Create Invite Codes". Enter an amount to charge your teammates. You may also enter zero dollars which is helpful if you don't want to charge your teammates through the app, or if you want to invite a substitute player. Substitute players must be on your roster.

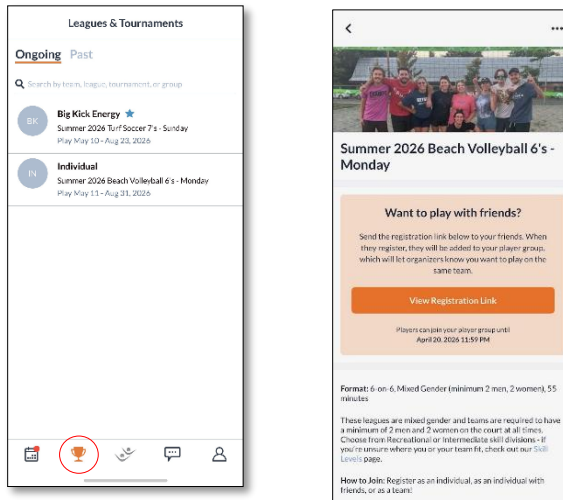


I'm signed up as an Individual. How can I request to play with my friend?

The first step is to register yourself. Then send an invite to your friend.

From the app:

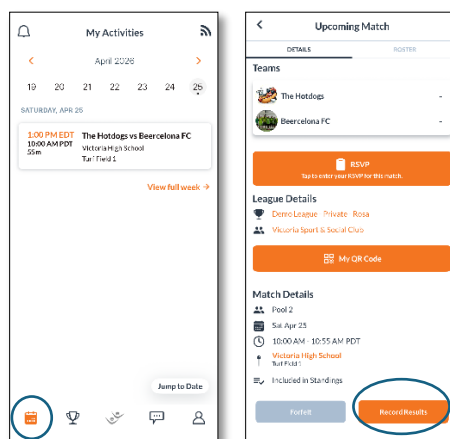
- 1) After you've registered, click on the trophy icon at the bottom of your screen
- 2) Click on the Individual registration that you want your friend to join
- 3) Click on "View Registration Link" and send it to your friend!



* If your friend registers using the unique registration link, it will link you together and create a player group. If your friend(s) beat you to it and they registered using the public league link, no problem. Just let us know and we can manually pair you together.

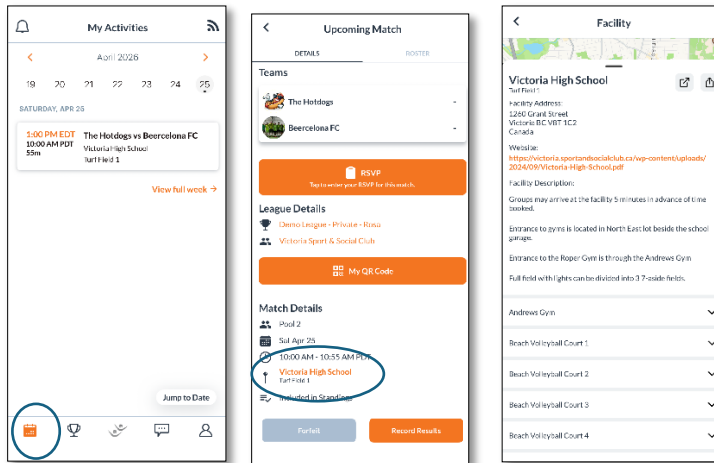
How do I report my scores on the app?

- 1) Tap on the Calendar icon at the bottom left of the screen
- 2) Go to the date
- 3) Tap on the Record Results button. That easy.



How do I find details about my game location?

- 1) Go to your calendar and find your game
- 2) Click on the orange hyperlink of the location
- 3) The link will open up a page with all the information you need!



How do I manage Substitute Players?

Captains NEED to invite substitute players onto their roster.

In the process of joining the team, Substitute players will fill out their information, sign the waiver, and show up on the roster. It's that easy.

From the app:

- 1) Click on the trophy icon at the bottom of your screen. Select your team.
- 2) Click on "My Team" at the top, then "Invite your Friends!".
- 3) Click "View/Create Invite Codes" and send your Substitute player an invite.

